

BENETEAU SWIFT TRAWLER 44 - Speedy Charlotte



JEFF MERRILL
YACHT SALES, INC.

3010 Old Ranch Pkwy, Suite 440, Seal Beach, CA 90740
+1 949.355.4950 | www.JMYS.com



Speedy Charlotte

Asking: \$449,000.00

Location: Anacortes, WA

BENETEAU SWIFT TRAWLER 44 - Speedy Charlotte

The Swift Trawler 44 has a major advantage over most yachts – experience. The seasoned design team is creative and competent and Beneteau has a successful tradition of building boats for over 150 years. The Swift Trawler series has become very popular in the United States (and throughout the world) as an attractive, lightweight, strong, well equipped and speedy trawler yacht.

Her profile is pleasing, a nice balance of form and efficiency. Her layout is practical with a well-thought-out use of space. This is a two cabin, two head layout with additional sleeping accommodations by converting the saloon sofa. The entry level is a great gathering area with saloon, galley and helm station all framed amid windows surrounding them to offer excellent views all around. The lower level has the staterooms and heads. Above deck is the flybridge and boat deck.

Commissioned in 2015, ***Speedy Charlotte*** has lively speed, nimble handling, efficient fuel consumption and economical operation. She is designed with access in mind which makes it easier to maintain her. Twin Volvo Penta D4 engines coupled with bow and stern thrusters provide speed and maneuverability. She is very complete package at an affordable price – a lot of boat for the money. She has relatively light use and has been carefully looked after.

Changing family demands have put her on the market. After years of enjoying the San Francisco Bay area, ***Speedy Charlotte*** has recently relocated to Anacortes WA so her owners can enjoy the PNW waters while awaiting a buyer. As a potential buyer, the islands and waters of Washington, Canada and Alaska would be an incredible location to take over command and begin your own adventures.

The aft swim deck is topped with teak planks and provides an easy docking platform for arriving by tender. There is a boarding door access to the cockpit.

The cockpit has teak decking which extends forward along the starboard side and up to the bow. The aft deck area is a great outdoors space, protected overhead by the boat deck. With generous headroom and built in seating, it is an inviting and useful space. You can turn aft to the swim deck, ascend the stainless ladder with teak treads up through a deck hatch to arrive at the top deck level, move around either side deck forward or enter into the salon.

The starboard side deck provides waist high bulwark security when moving from the cockpit up past the interior helm station and a couple of built in steps allow you to transition up to the foredeck. There is a boarding door amidships for easy entry when side tied to a dock.

The port side deck is raised and after transiting a couple of steps from the cockpit you can walk forward at foredeck level with stainless railings and an inboard handrail (this resembles a smart sailboat deck). The raised port side deck allows for additional storage volume in the saloon. Beneteau's innovative double walkway decking arrangement allows for easy docking and simple walking on either side since you can walk completely around the house. The starboard side deck is wider than the port. It provides great visibility while docking from the pilothouse

The foredeck is fenced in with stainless steel railing and has beautiful teak wood decking. Forward is the anchor station with a 1000 W Vertical electric windlass and a Mantus 65-pound anchor with chain. The chain locker is easily accessible from a hatch in the foredeck. The foredeck hatches provide air and light to the cabins below and on a nice day you can relax on the sun bed cushion.

BENETEAU SWIFT TRAWLER 44 - Speedy Charlotte

Entry to the interior is from the saloon aft door or the pilothouse door to starboard. The primary entrance into the saloon from the cockpit takes you through a large double sliding door. Once inside you have excellent visibility outboard and forward. The Swift 44 has expansive windows which provide a great connection to the outdoors.

This yacht has a “sedan” layout with the saloon, galley and helm all on the same level. This is great for a cruising couple and ideal for a family as everyone can stay connected and enjoy being on board together.

The saloon has a large built in couch to starboard. A high low table sits in front of the couch and expands to accommodate a larger group for dining.

The galley is forward to port. It includes a double basin sink, propane oven, three burner stove top and several drawers for storage. Below the helm seat is a cleverly concealed refrigerator.

The helm station has bench seating and convenient access to operational controls including the steering wheel, thrusters, engine throttles and navigation electronics. The helm sliding door grants immediate access to side deck and or provides natural air flow when operating in warmer weather

The engine room is beneath the entry level. It is accessed via a hatch in the saloon floor. It is well organized to provide convenient access for inspecting and servicing the machinery. This area includes both Volvo main engines and is a compact machinery space.

The forward lower level is reserved for the staterooms and heads. Going down a short set of steps the hallway gives you several choices. The guest cabin is to port and has a roomy double berth that has been cleverly tucked in to maximize sleeping (with a short overhead) and forward is standing headroom. There is a head and shower to starboard.

The master stateroom is forward with an island berth that is roomy, comfortable and easy to access and make. It has two portlights as well as two hanging lockers and its own head.

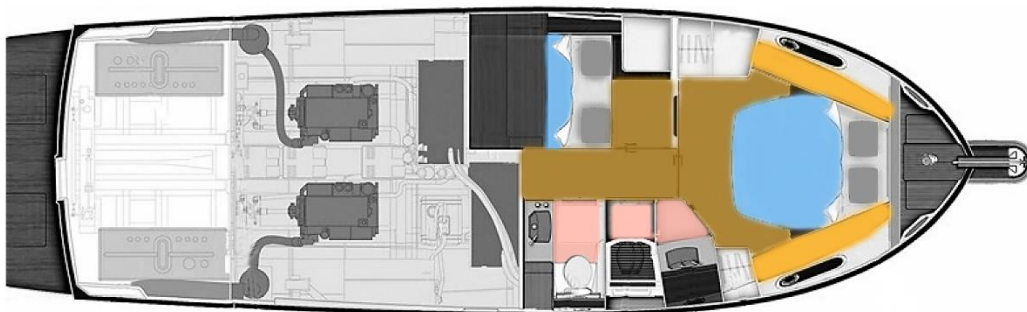
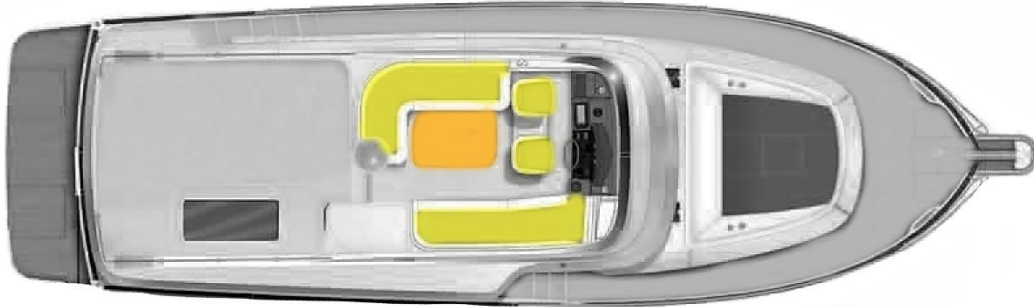
The flybridge on **Speedy Charlotte** has two helm chairs and the primary navigation electronics to easily operate underway and to give you a better vantage when arriving in a marina to dock or a cove to anchor. The flybridge easily seats 8 comfortably.

There is a painted aluminum mast and boom. The mast is stayed with wire shrouds. The mast serves as the natural place for navigation lighting, nav/com antenna mounting and radar. The “cargo boom” serves as a davit for launching a tender (no tender is included). **Speedy Charlotte’s** owners spend most of their time aloft, enjoying the ride while traveling and enjoying the view when stopped.

Beneteau has given a lot of thought to easy moving around at rest and underway and we think of the Swift 44 as a three-level boat. The interior has the entry level and the accommodations level. The upper deck above is all one outside level, with the flybridge forward extending all the way aft for a generous boat deck. Beneteau is one of the largest boat builders in the world and their assembly techniques ensure consistent quality and cost efficiencies that create great value and high demand. The Swift 44 is built to meet CE certification and has a Class B offshore rating.

BENETEAU SWIFT TRAWLER 44 - Speedy Charlotte

Looking at the photos will give you an idea of how she looks and studying these specifications will help you understand how she is equipped. The Swift 44 has a smooth ride, is stable through the water and able to favorably contend with aggressive coastal sea conditions.



BENETEAU SWIFT TRAWLER 44 - Speedy Charlotte

SPECIFICATIONS:

YACHT NAME:	<i>Speedy Charlotte</i>
BRAND AND MODEL:	BENETEAU SWIFT TRAWLER 44
TYPE:	Recreational trawler style yacht
LOCATION:	Anacortes, Washington
MODEL YEAR:	2014
HULL COLOR:	Gray
REGISTRY:	United States Coast Guard Documented
DESIGNER:	Beneteau Power with Michel Joubert and Bernard Nivelte
BUILDER:	Beneteau Yachts - France
HULL MATERIAL:	Fiberglass
DISPLACEMENT:	23,957 lbs. 10,870 KG
SPEED:	Cruise speed 12 - 18 knots Top speed 22 knots
LOA:	45'6" 13.88M
LWL:	39'11" 12.17M
BEAM:	13'11" 4.25M
DRAFT:	3'5" 1.05M
AIR DRAFT:	25'6" 7.76M. Bridge clearance to venturi with lowered profile: 12'8" 3.86M
MAIN ENGINES:	Twin Volvo Penta model D4 300HP (Main hours: ~460 each May, 2019)
EXHAUST:	Wet exhaust
MACHINERY EQUIPMENT:	Balmar Smart Gauge battery monitor ProMariner Galvanic Isolator
THRUSTERS:	Quick 12V electric bow and stern thruster
ELECTRICAL:	Single 50 amp connection
GENERATOR:	Onan 11 kW with sound shield (Hours: ~70 May 2019)
INVERTER:	(2) Cristec KVA Inverter/Charger
BATTERIES:	(2) Mastervolt 4D AGM Batteries - 160 AH each
CLIMATE CONTROL:	Cruisair air conditioning
WINDLASS:	1000 Watt Lewmar
GROUND TACKLE:	Mantus 65 lb. anchor with 100ft long 10mm chain is attached to 150' of rope. Mantus anchor bridle
TENDER:	No tender included
MAST AND BOOM:	Mast and boom on upper deck
EXTERIOR:	Canvas stainless steel Bimini cover with Sunbrella on flybridge
NAV/COM:	Raymarine (chart plotter, depth finders, marine radar, autopilot, VHF) Spotlight
STATEROOMS:	(2) Master forward, Guest to port
HEADS:	(2) Quiet flush electric freshwater heads
SHOWERS:	(2) Full showers
GALLEY:	Three burner propane stove and propane oven
REFRIGERATION/FREEZER:	Refrigerator/Freezer
INTERIOR WOOD:	Mahogany

BENETEAU SWIFT TRAWLER 44 - Speedy Charlotte

INTERIOR COUNTERS:	Corian countertops
INTERIOR UPHOLSTERY:	Leather
INTERIOR FLOORING:	Carpet and laminate
TANKAGE: (approx.)	
FUEL:	370 US Gallons 1,400L (2 @ 185 gallons each Aluminum)
HOLDING BLACK:	32 US Gallons 120L
FRESH WATER:	169 US Gallons 640L (2 @ 85 gallons each, Rotomolded plastic)
SAFETY:	Viking Man Liferaft EPIRB Life Jackets
Note: All information is believed accurate, but should be verified.	

EXCLUSIONS: Potential purchasers should assume that items on the vessel at the time of viewing, but not specifically listed on this sheet, are not included with the sale of the yacht. These specifications are believed to be true and correct, but cannot be guaranteed. Items excluded include, but are not limited to – Art, clothing, tools and some galley gear. All owners’ personal effects and clothing will be removed prior to closing.

DISCLAIMER: Specifications and details of this vessel are provided in good faith for informational purposes only. Details regarding the specifications, operating characteristics and condition of the vessel have been obtained from sources believed reliable, but the owner and brokers cannot guarantee or warrant the accuracy of this information or the condition of the vessel. Buyer assumes responsibility to verify all speeds, capacities, consumptions and other measurements contained herein and otherwise provided and agrees to instruct his/her agent or surveyor to confirm such details prior to purchase. Vessel is offered subject to prior sale, price and inventory changes and withdrawal from market without notice.

This listing specification has been approved by the sellers for accuracy. The photos, images and descriptive content are copyrighted by JMYS and may not be copied or used without specific written permission. Please contact listing brokers, Kelly Libby and Greg Mustari, CPYB for additional information or to schedule a viewing appointment to inspect **Speedy Charlotte** in person.


Please call to make an appointment to step aboard.

Listing brokers:



Kelly Libby
+1 425.359.7078
Kelly@JMYS.com

NYBA (Northwest Yacht Brokers Association)



Greg Mustari, CPYB
+1 360.507.9999
Greg@JMYS.com

Certified Professional Yacht Broker
NYBA (Northwest Yacht Brokers Association) Board of Directors

BENETEAU SWIFT TRAWLER 44 - Speedy Charlotte